

ENT301TC

Library Workshop

Resources for Business Discipline

Xiaoying WEI
Data Service Librarian
25 Apr 2023

Outline

- 1, How to browse a journal
- 2, How to research a company
- 3, How to search financial data
- 4, How to seek Library support

1. How to browse a journal

- Discover and other full-text databases: when you need to search for a topic (e.g., search for articles focus on “China GDP Growth”)
- E-journals: when you need to browse a journal, no matter which topic it covers (e.g., read articles published on the Economist)



1. How to browse a journal

The screenshot displays the XJTLU Library website interface. At the top, the header includes the XJTLU LIBRARY logo with the tagline 'Be SMART. Be SURE' and the roles 'Library Archive Museum Publisher'. A search bar is located in the top right corner. Below the header, a navigation menu lists various services: USING THE LIBRARY, FINDING RESOURCES, STUDY SUPPORT, RESEARCH SUPPORT, ABOUT, and ASK A LIBRARIAN. The main content area features a 'Discover' button and a 'Catalogue Search' section with a search input field. Below this, a row of icons represents different library services: Discover, Catalogue, Databases, Repository, E-Journals (highlighted with a red box), Past Exam P..., LibGuides, and Room Booking. At the bottom, three service categories are listed: Learning & Research Service (including Online Learning @ LIVE, Subject Guides, and Library Workshops), Circulation & Space Service (including Opening Hours, My Library Account, and Floor Plan), and Help & Support (including About the Library, Book Acquisition, Borrow, Renew, Return, Computers & IT Support, Copyright & Fair Use, Electronic Resources, and Finding Things). A 'More' link is also present next to the Help & Support section.

XJTLU LIBRARY | Be SMART. Be SURE
Library Archive Museum Publisher

Search

USING THE LIBRARY FINDING RESOURCES STUDY SUPPORT RESEARCH SUPPORT ABOUT ASK A LIBRARIAN

Discover Catalogue Search

Search for articles, books, journals & more

Discover Catalogue Databases Repository **E-Journals** Past Exam P... LibGuides Room Booking

Learning & Research Service **Circulation & Space Service** **Help & Support** More

Online Learning @ LIVE
Subject Guides
Library Workshops

Opening Hours
My Library Account
Floor Plan

Type a question... Ask

About the Library Book Acquisition
Borrow, Renew, Return
Computers & IT Support Copyright & Fair Use
Electronic Resources Finding Things

Ask Us

1. How to browse a journal



Searching: Library Publications

The Economist

Search

Publications

Browse By Journal Title


A B C D E F G H I J K L M N O P Q R S T U V W X Y Z
Other

Browse By Discipline

Find resources available from the library's collection

1. How to browse a journal

[New Search](#) [Multimedia](#) [Publications](#) [Library Homepage](#) [Sign In](#) [Folder](#) [Preferences](#) [Language](#) [Ask-A-Librarian](#) [Help](#)

 **Searching: Library Publications** Xi'an Jiaotong-Liverpool University

[Search](#)

☒ Keep search limiters

Refine Results

Current Search
Find all my search terms:
[The Economist](#)

Limit your results
☐ Peer Reviewed Journals

Subject
☐ business & economics / economics / general (30)
☐ business & economics / economic history (23)
☐ economic history (22)
☐ demography (21)
☐ economics (18)
☐ business & economics / economics / theory (16)

Search Results: 1 - 20 of 161

[Relevance](#) [Page Options](#) [Share](#)


1. **The Economist**
ISSN: 0013-0613, 1476-8860. Economic History.
[Full Text Access](#)
[ABI/INFORM Collection](#) 01/04/1992 - present

2. **Gulf Economist**
ISSN: 1817-5880.
 [Full Text Access](#)





Results from Video Providers (3 of 1561)

[View all results](#)

1. How to browse a journal




 ProQuest


Access provided by
XI'AN JIAOTONG -LIVERPOOL UNIVERSITY




The Economist


London: The Economist Intelligence Unit N.A., Incorporated

 Copy URL  Create alert  RSS feed





Magazine



[Advanced Search](#)


Full text coverage Jan 4, 1992 (Vol. 322, no. 7740) - present





Citation/Abstract coverage Jan 4, 1986 (Vol. 298, no. 7427) - present

[More publication information](#) ▾

Choose an issue to view




2023 ▾ > April ▾ > Apr 15, 2023; Vol. 447 (9342) ▾ [View issue](#)

Issue contents (latest available): Apr 15, 2023; Vol. 447 (9342)  [< Previous issue](#)

☐ Select 1-66    

☐ [Table of Contents](#)

1 Anonymous. **The Economist**; London Vol. 447, Iss. 9342, (Apr 15, 2023): 5-6.

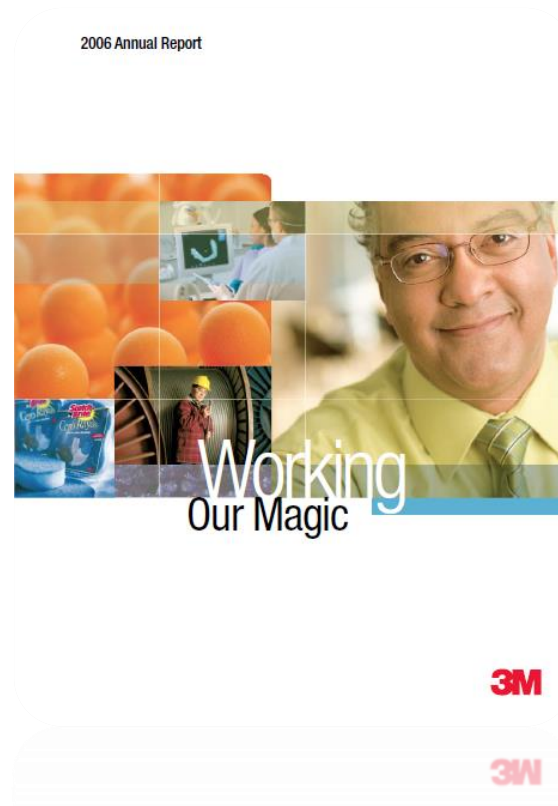
Full Text

Outline

- 1, How to browse a journal
- **2, How to research a company**
- 3, How to search financial data
- 4, How to seek Library support

2. How to research a company

- Business Market Research Collection: Hoover's Company Profiles
- ABI/INFORM Collection: company reports, country reports...
- Business Source Ultimate: company profile



2. How to research a company

The screenshot displays the XJTLU Library website. At the top, the header includes the XJTLU LIBRARY logo with the tagline 'Be SMART. Be SURE' and the roles 'Library Archive Museum Publisher'. A search bar is located in the top right corner. Below the header, a navigation menu lists: USING THE LIBRARY, FINDING RESOURCES, STUDY SUPPORT, RESEARCH SUPPORT, ABOUT, and ASK A LIBRARIAN. The main content area features a 'Discover' tab and a 'Catalogue Search' section with a search input field. Below this is a row of service icons: Discover, Catalogue, Databases (highlighted with a red box), Repository, E-Journals, Past Exam P..., LibGuides, and Room Booking. The bottom section is divided into three columns: 'Learning & Research Service' (with links to Online Learning @ LIVE, Subject Guides, and Library Workshops), 'Circulation & Space Service' (with links to Opening Hours, My Library Account, and Floor Plan), and 'Help & Support' (with a question input field, an 'Ask' button, and links to About the Library, Book Acquisition, Borrow, Renew, Return, Computers & IT Support, Copyright & Fair Use, Electronic Resources, and Finding Things). An 'Ask Us' icon is also present in the bottom right.

XJTLU LIBRARY | Be SMART. Be SURE
Library Archive Museum Publisher

Search

USING THE LIBRARY FINDING RESOURCES STUDY SUPPORT RESEARCH SUPPORT ABOUT ASK A LIBRARIAN

Discover Catalogue Search

Search for articles, books, journals & more

Discover Catalogue **Databases** Repository E-Journals Past Exam P... LibGuides Room Booking

Learning & Research Service **Circulation & Space Service** **Help & Support** More

Online Learning @ LIVE
Subject Guides
Library Workshops

Opening Hours
My Library Account
Floor Plan

Type a question... Ask

About the Library Book Acquisition
Borrow, Renew, Return
Computers & IT Support Copyright & Fair Use
Electronic Resources Finding Things

Ask Us

2. How to research a company

Britannica Academic (Encyclopaedia Britannica Online)

Encyclopedia Britannica is one of the top three encyclopedias. EB Online has gathered and organized information on thousands of topics for easy retrieval.

British Library EThOS

EThOS is the UK's national thesis service which aims to maximise the visibility and availability of the UK's doctoral research theses. It provides access to over 475,000 downloadable doctoral theses.

British Standards Online

Note: You have to install the FileOpen plug-in to access all electronic BSI documents. To download the plug-in, please visit <https://plugin.fileopen.com/all.aspx>

British Standards Online provides more than 45000 British, European and international standard texts. XJTLU Library has subscribed to five module package including GBM06 Environment, Wastes, GBM42 Wood Technology, GBM48 Construction in General, GBM49 Building Materials & Components and GBM51 Civil Engineering.

Building Types Online

The database Building Types Online is a resource for the study and practice of architectural design. It is based on Birkhäuser's high international standing in professional architecture books, on the knowledge of the authors and editors who are leading experts in their fields, as well as on the technical quality of the illustrations. The database offers exclusive and unparalleled, highly flexible and detailed search and browse access to the contents of the Birkhäuser program on building types. All content was written and selected by internationally renowned authors in architectural design.

Business Expert Press (BEP)

Business Expert Press (BEP) is a professional publisher of reference resources on Business administration for MBA teaching. Business Expert Press (BEP) was founded on the proposition that executives and business students need reliable, concise information and guidance from experts across the field of business. BEP offers concise eBooks for business students to conduct classroom learning and research. Library has purchased 1163 kinds of e-books of BEP.

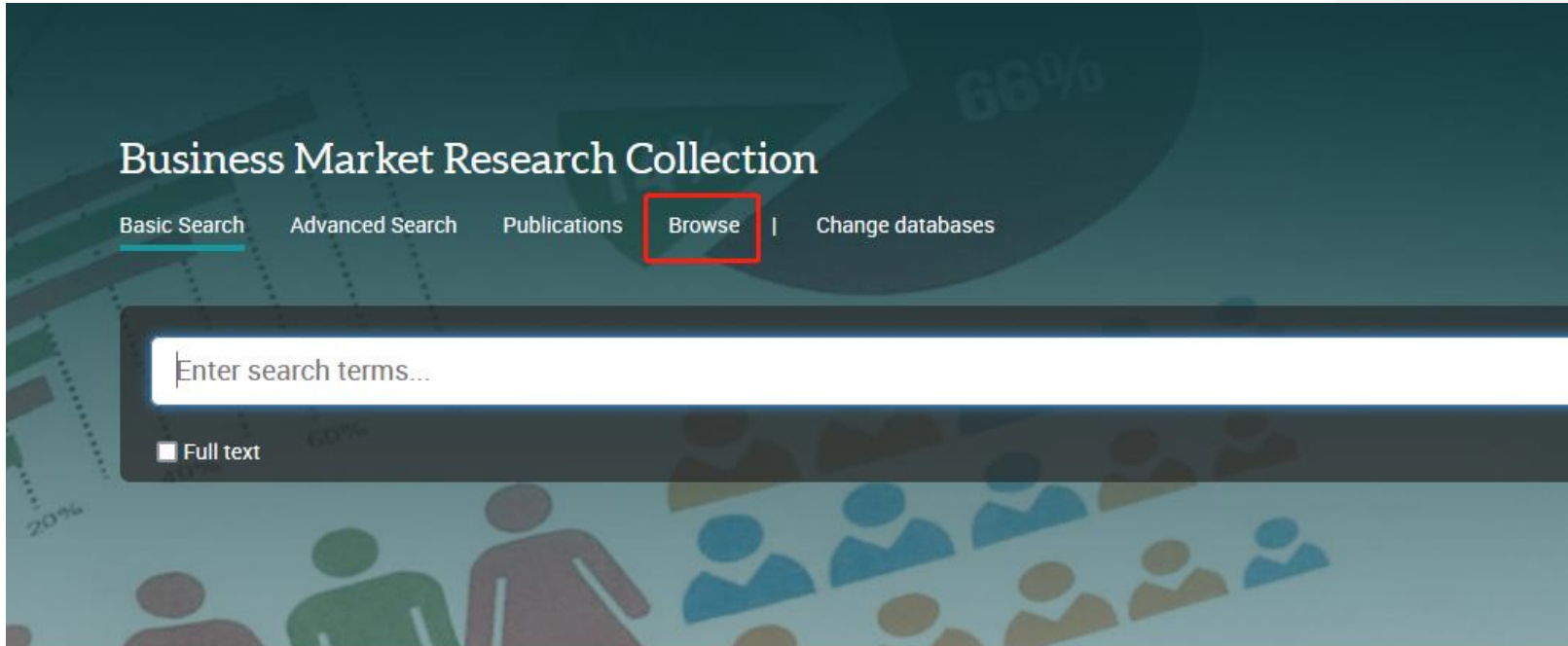
Business Market Research Collection (ProQuest)

Conduct company, industry, economic and geopolitical market research with information from these sources: Hoover's Company Profiles - information about more than 40,000 global public and non-public companies including location, financials, competitors, officers, and more; OxResearch - succinct articles covering regional economic and political developments of significance from a network of 1,000 faculty members at Oxford, other leading universities, and think-tanks; Snapshots - market research overviews on 40+ industries and 40 countries.

Business Source Ultimate (via EBSCO)

Business Source Ultimate is a scholarly business database, providing bibliographic and full text content covering all disciplines of business. [more...](#)

2. How to research a company

The screenshot shows the top section of a website titled "Business Market Research Collection". Below the title is a navigation bar with five links: "Basic Search", "Advanced Search", "Publications", "Browse", and "Change databases". The "Browse" link is highlighted with a red rectangular box. Below the navigation bar is a large search input field with the placeholder text "Enter search terms...". Below the search field is a checkbox labeled "Full text". The background of the interface features a dark teal color with faint, stylized graphics of people and percentages (20%, 60%, 66%).

Business Market Research Collection

[Basic Search](#) [Advanced Search](#) [Publications](#) [Browse](#) | [Change databases](#)

Enter search terms...

☐ Full text

Conduct company, industry, economic and geopolitical market research with information from these sources: Hoover's Company Profiles - covering 40,000 global public and non-public companies including financials, competitors, officers, and more; OxResearch - succinct articles covering regional economic and political developments of significance; US and Worldwide Industry & Market Reports from Barnes Reports - covering global industries in depth; and Snapshots - market research overviews on 40+ industries and 40 countries.

Coverage: 1986 - current

[View title list](#) 

2. How to research a company

ProQuest Access provided by XI'AN JIAOTONG -LIVERPOOL UNIVERSITY

Business Market Research Collection

Browse Topics & Featured Content

Business

[Company Reports](#)

- [Hoovers Company Records](#)

2. How to research a company

Business Market Research Collection

Hoover's Company Records

Browse by Title

3M



Clear search

0-9

A

B

C

D

E

F

G

H

I

J

K

L

M

N

O

P

Q

R

S

T

U

V

W

X

Y

Z

0-9

- [3M Company](#)
- [3M Digital Signage Service](#)
- [3M HEALTH CARE LIMITED](#)
- [3M Nederland B.V.](#)
- [3M Purification Inc.](#)
- [3M Technical Ceramics, Inc.](#)
- [3M TOUCH SYSTEMS UK LIMITED](#)
- [3M UNITED KINGDOM PUBLIC LIMITED COMPANY](#)

2. How to research a company

Home / Library / Databases A-Z

Databases A-Z

Why use Baidu and Google, when you can use our databases to achieve research excellence?

All Subjects	All Database Types	All Publishers / Providers	Search for Databases	Go
--------------	--------------------	----------------------------	----------------------	----

All A B C D E F G H I J K L M N O P Q R S T U V W X Y Z #

16 Databases found

A

ABI/INFORM Collection (ProQuest)

Popular

ABI/INFORM Complete features thousands of full-text journals, dissertations, working papers, key business and economics periodicals such as the Economist, country-and industry-focused reports, and downloadable data. Its international coverage gives researchers a complete picture of companies and business trends around the world.

[more...](#)

Academic Search Ultimate (via EBSCO)

Popular

Academic Search Ultimate is a multidisciplinary database provides full text access to scholarly and general interest journals, books and reports.

[more...](#)

ACM (Association for Computing Machinery) Digital Library

The ACM digital library is the world's biggest collection of its type in the fields of Computer Science, Information Science and Information Technology.

[more...](#)

Alliance of Crop, Soil, and Environment Science Societies (ACSESS) Journals



ACSESS provides access to 14 online scientific journals (7 Open Access), two magazines, and an online journal archive. Some major areas covered include crop breeding and genetics, soil physics, agroclimatology, and ecology.

[more...](#)

New / Trial Databases

The following databases are newly acquired or being evaluated for a future subscription.

Cambridge Structural Database (CSD)



New

The CSD is the world's repository for small-molecule organic and metal-organic crystal structures. Containing over one million structures from x-ray and neutron diffraction analyses, this unique database of accurate 3D structures has become an essential resource to scientists around the world.

[more...](#)

Chinese Academy of Sciences Journal Citation Reports (CAS JCR) 2022



New

Alternate Name(s): 2022中国科学院文献情报中心期刊分区表

User name: xjtlu: password: xjtlulib

CAS JCR classifies SCI journals in Clarivate Analysis (JOURNAL CITATION REPORTS, or JCR for short) based on their 3-year average impact factors within disciplines. It includes major and minor partitions: major partition is a partition of journals according to 13 customized disciplines, including Top journals; and minor partition is a partition of journals according to the existing disciplinary classification system of Thomson Reuters JCR.

Currently, only 2022 CAS JCR was subscribed by XJTLU Library.

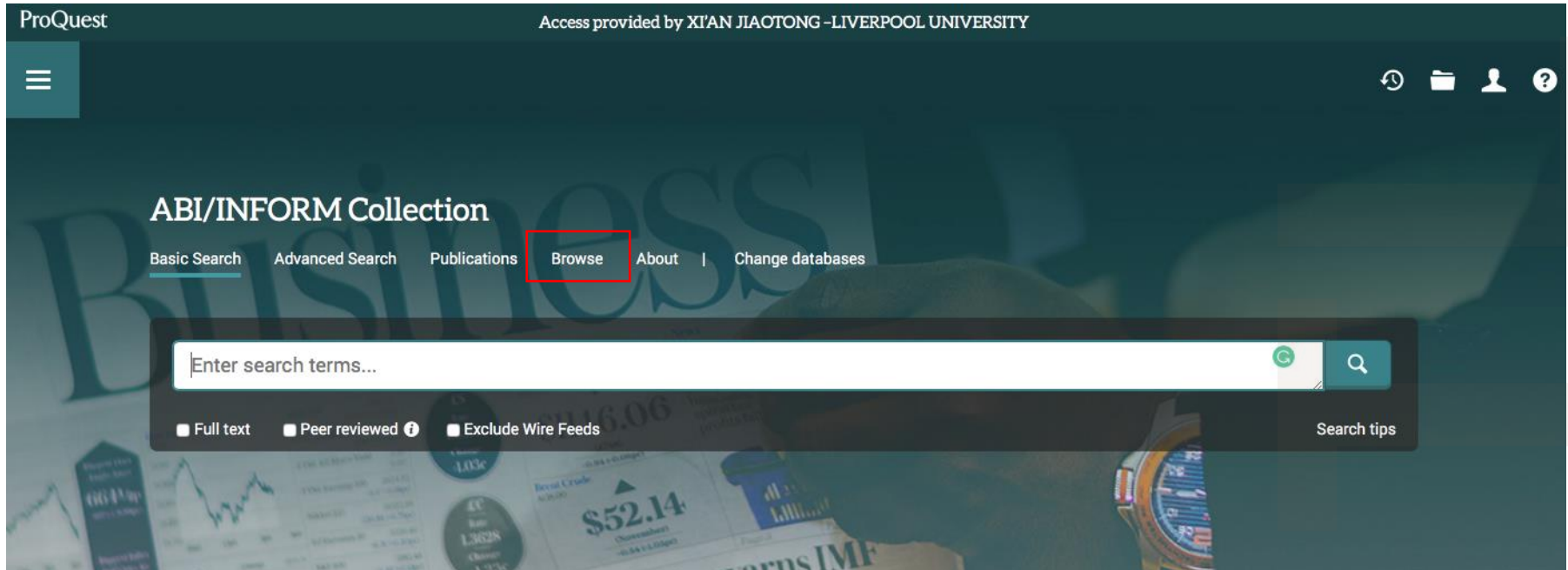
Clarity English

New

ClarityEnglish is an independent publisher of online resources for teaching and learning English. It delivers placement testing, IELTS preparation and General English.

Ask Us

2. How to research a company



ProQuest

Access provided by XI'AN JIAOTONG -LIVERPOOL UNIVERSITY

ABI/INFORM Collection

Basic Search | Advanced Search | Publications | **Browse** | About | Change databases

Enter search terms...

☐ Full text ☐ Peer reviewed ☐ Exclude Wire Feeds

Search tips

The most comprehensive ABI/INFORM™ database, this comprises ABI/INFORM Global, ABI/INFORM Trade and Industry, and ABI/INFORM Dateline. The database features thousands of full-text journals, dissertations, working papers, key business and economics periodicals such as the Economist, country-and industry-focused reports, and downloadable data. Its international coverage gives researchers a complete picture of companies and business trends around the world.

To see what's new in ABI/INFORM Collection click [here](#).

- [More information](#)

Want to Learn More?

Try one of these options:

- Search the online [Help](#).
- [Discover](#) answers to common questions at ProQuest's Product

2. How to research a company

ProQuest

Access provided by XI'AN JIAOTONG -LIVERPOOL UNIVERSITY

ABI/INFORM Collection

🔄 📁 👤 ?

Browse Featured Content

Industry and Market Research

Browse reports on industries and markets:

- [Business Monitor International \(BMI\) Industry Reports](#)
- [First Research](#)

Commodity Reports

Browse reports on global commodity trends:

- [Economist Intelligence Unit \(EIU\) Food, Feedstuff, and Beverages](#)
- [Economist Intelligence Unit \(EIU\) Industrial Raw Materials](#)
- [Oxford Economics Commodity Price Forecasts](#)

Company Reports

Search for profiles and browse reports on specific companies:

- [ProQuest Annual Reports Collection](#)

More Featured Content

More Featured Content

- [ProQuest Business Dissertations and Theses](#)

Country Reports

Browse reports on business conditions in different countries:

2. How to research a company

ProQuest Access provided by XI'AN JIAOTONG-LIVERPOOL UNIVERSITY

ABI/INFORM Collection

ProQuest Annual Reports Collection

Browse by Company Browse by Industry Browse by Date

All 0-9 A B C D E F G H I J K L M N O P Q R S T U V W X Y Z





- 1-Day ACUVUE COLOURS [View 1 document](#)
- 2391Plus dot matrix [View 1 document](#)
- 2.0 mm Orthosorb Pin [View 1 document](#)
- 3M Co [View 18 documents](#)
- 5770 Photo Jetprinter [View 1 document](#)
- 747-400 Long Range Freighter [View 1 document](#)
- 757 Special Freighter [View 1 document](#)
- 7-Eleven Inc [View 5 documents](#)
- 7-Eleven Inc. [View 8 documents](#)
- A1C home Hemoglobin Test [View 1 document](#)
- A O Smith Corp [View 6 documents](#)
- A.O. Smith Corp [View 10 documents](#)

2. How to research a company

ProQuest

Access provided by XI'AN JIAOTONG - LIVERPOOL UNIVERSITY

ABI/INFORM Collection



ProQuest Annual Reports Collection

Browse by Company > 3M Co

18 results [Search within](#)

Sorted by

Document Title (ascending)

Company

3M Co (18)

Industry

Adhesive Manufacturing (1)

Broadcasting & telecommunications industry (1)





Communication and Energy Wire and Cable Manufacturing (1)

Electrical & electronics industries (18)

Hardware Manufacturing (1)

More >

☐ Select 1-18









☐ **3M Co Annual Report – 1986**
1 **ProQuest Annual Reports, (1986).**
[Details](#) [Full text - PDF \(13 MB\)](#)




☐ **3M Co Annual Report – 1987**
2 **ProQuest Annual Reports, (1987).**
[Details](#) [Full text - PDF \(14 MB\)](#)




☐ **3M Co Annual Report – 1988**
3 **ProQuest Annual Reports, (1988).**
[Details](#) [Full text - PDF \(13 MB\)](#)

☐ **3M Co Annual Report – 1989**
4 **ProQuest Annual Reports, (1989).**
[Details](#) [Full text - PDF \(15 MB\)](#)


Full Text


Full Text


Full Text


Full Text

2. How to research a company

Searchable thesis service

Britannica Academic (Encyclopaedia Britannica Online)

Encyclopedia Britannica is one of the top three encyclopedias. EB Online has gathered and organized information on thousands of topics for easy retrieval.

British Library EThOS

EThOS is the UK's national thesis service which aims to maximise the visibility and availability of the UK's doctoral research theses. It provides access to over 475,000 downloadable doctoral theses.

British Standards Online

Note: You have to install the FileOpen plug-in to access all electronic BSI documents. To download the plug-in, please visit <https://plugin.fileopen.com/all.aspx>

British Standards Online provides more than 45000 British, European and international standard texts. XJTLU Library has subscribed to five module package including GBM06 Environment, Wastes, GBM42 Wood Technology, GBM48 Construction in General, GBM49 Building Materials & Components and GBM51 Civil Engineering.

Building Types Online

The database Building Types Online is a resource for the study and practice of architectural design. It is based on Birkhäuser's high international standing in professional architecture books, on the knowledge of the authors and editors who are leading experts in their fields, as well as on the technical quality of the illustrations. The database offers exclusive and unparalleled, highly flexible and detailed search and browse access to the contents of the Birkhäuser program on building types. All content was written and selected by internationally renowned authors in architectural design.

Business Expert Press (BEP)

Business Expert Press (BEP) is a professional publisher of reference resources on Business administration for MBA teaching. Business Expert Press (BEP) was founded on the proposition that executives and business students need reliable, concise information and guidance from experts across the field of business. BEP offers concise eBooks for business students to conduct classroom learning and research. Library has purchased 1163 kinds of e-books of BEP.

Business Market Research Collection (ProQuest)

Conduct company, industry, economic and geopolitical market research with information from these sources: Hoover's Company Profiles - information about more than 40,000 global public and non-public companies including location, financials, competitors, officers, and more; OxResearch - succinct articles covering regional economic and political developments of significance from a network of 1,000 faculty members at Oxford, other leading universities, and think-tanks; Snapshots - market research overviews on 40+ industries and 40 countries.

Business Source Ultimate (via EBSCO)

Business Source Ultimate is a scholarly business database, providing bibliographic and full text content covering all disciplines of business.
[more...](#)

2. How to research a company

The screenshot displays the EBSCOhost website interface. At the top, a blue navigation bar contains links for New Search, Publications, Company Information, Thesaurus, Cited References, More (highlighted with a red box), Sign In, Folder, Preferences, Languages, Online Training, and Help. The 'More' dropdown menu is open, showing links for Company Profiles, Images, and Indexes. On the right side of the page, the text 'Xi'an Jiaotong-Liverpool University' is visible. Below the navigation bar is the EBSCOhost logo. The main content area features a search bar with the text 'Enter any words to find books, journals and more' and a green 'Search' button. To the right of the search bar is a 'Create Alert' link with a question mark icon. Above the search bar, the text 'Searching: Business Source Ultimate | Choose Databases' is displayed. Below the search bar, there are links for Search Options, Basic Search, Advanced Search, and Search History. At the bottom of the page, there is a footer with links for EBSCO Connect, Privacy Policy, A/B Testing, Terms of Use, Copyright, Cookie Policy, and Manage my Cookies, followed by the copyright notice '© 2023 EBSCO Industries, Inc. All rights reserved.'

New Search Publications Company Information Thesaurus Cited References More Company Profiles Images Indexes Sign In Folder Preferences Languages Online Training Help

Xi'an Jiaotong-Liverpool University

EBSCOhost

Searching: **Business Source Ultimate** | [Choose Databases](#)

Enter any words to find books, journals and more

Search [Create Alert ?](#)


[Search Options](#) ▶ [Basic Search](#) [Advanced Search](#) [Search History](#)

[EBSCO Connect](#) | [Privacy Policy](#) | [A/B Testing](#) | [Terms of Use](#) | [Copyright](#) | [Cookie Policy](#) | [Manage my Cookies](#)

© 2023 EBSCO Industries, Inc. All rights reserved.

2. How to research a company

[New Search](#) [Publications](#) [Company Information](#) [Thesaurus](#) [Cited References](#) [More ▾](#) [Sign In](#) [Folder](#) [Preferences](#) [Languages ▾](#) [Online Training](#) [Help](#)

 Database: MarketLine and Medtrack Company Profiles for Entrepreneurial Studies Source [?](#)







Xi'an Jiaotong-Liverpool University

Company Profiles

[Browse](#)

☒ Alphabetical ☐ Match Any Words

Page: [Previous](#) [Next](#) [A](#) [B](#) [C](#) [D](#) [E](#) [F](#) [G](#) [H](#) [I](#) [J](#) [K](#) [L](#) [M](#) [N](#) [O](#) [P](#) [Q](#) [R](#) [S](#) [T](#) [U](#) [V](#) [W](#) [X](#) [Y](#) [Z](#) [▶](#)

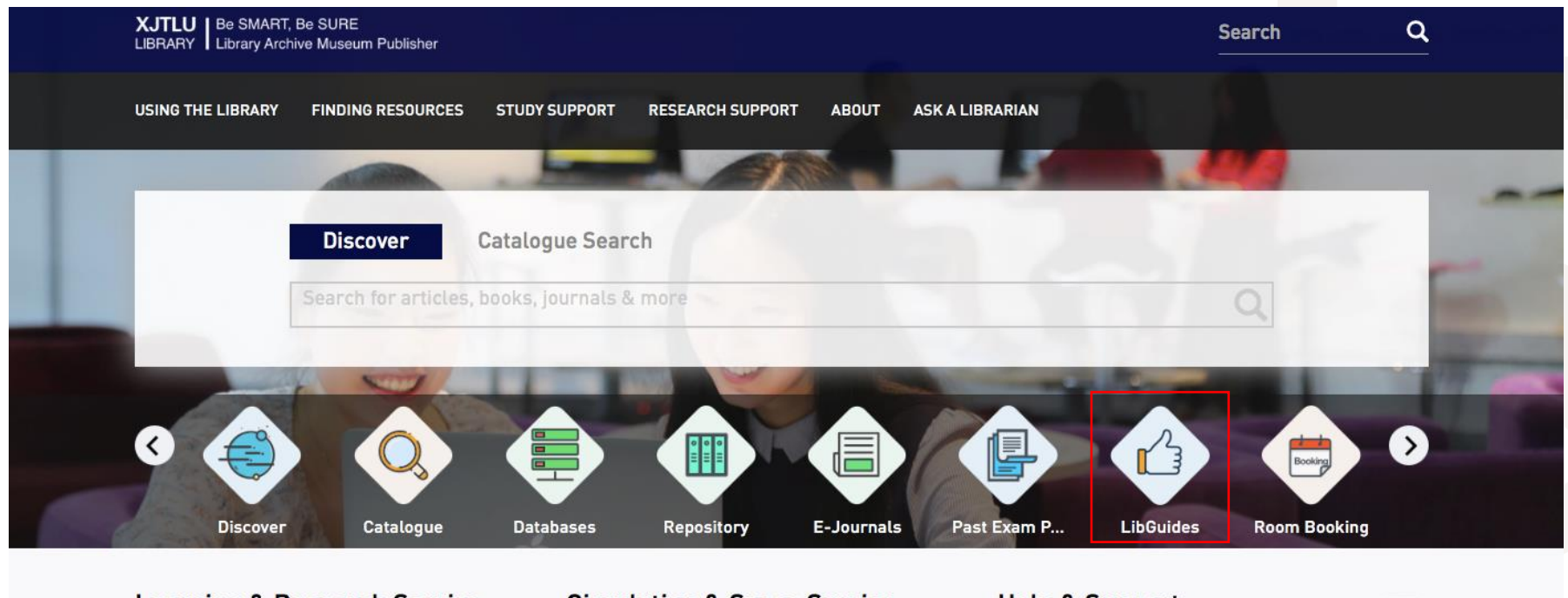
Company Name	PDF Complete Report	Location	Industry
3M Argentina SACIFIA	 Medtrack Report (59K)	Argentina	PHARMACEUTICALS
3M Canada Company	 Medtrack Report (71K)	Canada	SCIENTIFIC & TECHNICAL INSTRUMENTS (STI)
3M Company	 MarketLine Report (615K)	United States	CHEMICALS
3M Drug Delivery Systems (a division of 3M Company NYSE : MMM)	 Medtrack Report (79K)	United States	DELIVERY VEHICLES/MOLECULES
3P Biopharmaceuticals	 Medtrack Report (85K)	Spain	BIOLOGICS MANUFACTURING
3U Holding AG	 MarketLine Report (517K)	Germany	TELECOMS

Outline


- 1, How to browse a journal
- 2, How to research a company
- **3, How to search financial data**
- 4, How to seek Library support

3, How to search financial data

- Related guide: Financial Data Databases
- Recommended databases:
 - WRDS-Wharton Research Data Services
 - CEIC China + Global Package
 - CSMAR



3, How to search financial data



[XJTLU Library](#) / [LibGuides](#) / [Home](#)

[ALL GUIDES](#)

[BY SUBJECT](#)

[BY TYPE](#)

Search:

Showing 3 Guide Types

General Purpose

16

Subject Guide

24

Topic Guide

20

- [Accessing Library Resources & Services Online](#) ⓘ
- [Book Acquisition \(for Staff\)](#) ⓘ
- [China Data](#) ⓘ
- [Copyright and Fair Use at XJTLU Library](#) ⓘ
- [E-Books](#) ⓘ
- [E-Discovery Week](#) ⓘ
- [EndNote](#) ⓘ
- [Financial Data Databases](#) ⓘ
- [Glossary of Library Terms](#) ⓘ
- [Inter-Library Loan](#) ⓘ
- [Library Assessment](#) ⓘ
- [Living Library](#) ⓘ
- [News Resources](#) ⓘ
- [Off-Campus Access](#) ⓘ
- [Online Learning Resources](#) ⓘ
- [Open Access](#) ⓘ
- [Patents and Patent Searching](#) ⓘ
- [Researcher Academy@XJTLU Library](#) ⓘ
- [Scholarly Communication & Research Support](#) ⓘ
- [XJTLU Referencing](#) ⓘ

A-Z Database List

Full list of Databases the library subscribes to, including trail access..

[Go to A-Z List](#)

News Databases

[Find News Databases & Websites](#)

Financial Data (WRDS)

[Find Financial Data Databases](#)

Browse E-Journals

Search or browse the publications available in the Library.

[Go to Publication Finder](#)

Ask Us

3, How to search financial data

- WRDS (Wharton Research Data Services) is a web-based data research service from The Wharton School of the University of Pennsylvania. WRDS provides access to financial, accounting, banking, economics, marketing, and public policy databases through a uniform, web-based interface.

The screenshot shows the WRDS website interface. At the top, there is a navigation bar with the Wharton University of Pennsylvania logo, the text 'wrds WHARTON RESEARCH DATA SERVICES', a search bar labeled 'Search WRDS', and several navigation links: 'Get Data', 'Analytics', 'Classroom', 'Videos', 'Research', and 'Support' (which is highlighted with a red box). Below the navigation bar, there is a 'Subscriptions' section with a 'Data Dashboard' link. This section contains a grid of database subscriptions, each with a right-pointing arrow, the database name, and a count in a blue box. The subscriptions are arranged in three columns. To the right of the subscriptions, there is a 'WRDS News' section with two news items, each with a date in a blue box and a title. Below the news, there is an 'Events' section with two event items, each with a date in a blue box and a title. At the bottom of the subscriptions grid, there is a link 'Analytics by WRDS' and a link 'All Topics'.

Subscriptions					
» Audit Analytics	59	» External Data Sources	77	» Penn World Tables	2
» Bank Regulatory	12	» Fama-French Portfoli...	7	» Peters and Taylor Tot...	1
» Beta Suite by WRDS	2	» Federal Judicial Center	7	» Philadelphia Stock Ex...	2
» Blockholders	1	» Federal Reserve Ban...	4	» Public Data	14
» CBOE Indexes	1	» Financial Ratios Suite...	4	» RavenPack	25
» Compustat - Capital IQ	173	» Historical SPDJI	2	» Research Quotient	1
» Contributed Data at ...	20	» Intraday Indicators by ...	3	» SEC Order Execution	1
» CRSP	335	» Linking Queries by W...	12	» Subsidiary Data by W...	1
» CSMAR	42	» Macro Finance Society	27	» Thomson/Refinitiv	63
» CSMAR Sample	7	» MSRB	1	» TRACE	24

Analytics by WRDS

Get help from WRDS service

Browse Data by Package

All Topics »

Web Search in WRDS - Compustat as an example

- ❖ Extract the following subjects from IBM and Amazon's quarterly reports for the past 10 years from the Compustat database through web search: Total Assets, Total Liabilities, Total Equity, Net Income

Login to WRDS Homepage → Compustat – Capital IQ → Compustat/ North America → Fundamentals Quarterly

Step 1: Set the time range from January 2010 to December 2020.

Step 2: Find the IBM and Amazon company codes.

Step 3: Select the identifying information: Total Assets, Total Liabilities, Total Equity and Net Income.

Step 4: Select the output format.

Web Search in WRDS - Compustat as an example

Login to WRDS Homepage → Compustat – Capital IQ → Compustat/ North America → Fundamentals Quarterly

Subscriptions

Data Dashboard »

» Audit Analytics	59	» External Data Sources	77	» Penn World Tables	2
» Bank Regulatory	12	» Fama-French Portfoli...	7	» Peters and Taylor Tot...	1
» Beta Suite by WRDS	2	» Federal Judicial Center	7	» Philadelphia Stock Ex...	2
» Blockholders	1	» Federal Reserve Ban...	4	» Public Data	14
» CBOE Indexes	1	» Financial Ratios Suite...	4	» RavenPack	25
» Compustat - Capital IQ	173	» Historical SPDJI	2	» Research Quotient	1
» Contributed Data at ...	20	» Intraday Indicators by ...	3	» SEC Order Execution	1
» CRSP	335	» Linking Queries by W...	12	» Subsidiary Data by W...	1
» CSMAR	42	» Macro Finance Society	27	» Thomson/Refinitiv	63
» CSMAR Sample	7	» MSRB	1	» TRACE	24

Compustat

Banks Compensation Financial Statements
Segments / Industry Data Stock Prices Global
North America

Compustat Fundamentals provides standardized North American and global financial statement and market data for over 80,000 active and inactive publicly traded companies that financial professionals have relied on for over 50 years

» North America	17	» Global	5
» Bank	2	» Historical Segments	2
» Snapshot	7	» Execucomp	9

Compustat North America files also contain information on aggregates, industry segments, banks, market prices, dividends, and earnings.

» Financial Ratios (Firm and Industry Lev...	4	» Pension Quarterly
» Fundamentals Annual		» Ratings
» Fundamentals Quarterly		» Security Daily
» Index Constituents		» Security Monthly

Web Search in WRDS - Compustat as an example

Compustat Daily Updates - Fundamentals Quarterly

Query Form

Variable Descriptions

Manuals and Overviews

Knowledge Base

Data Preview

Compustat Daily Updates - Fundamentals Quarterly

Step 1: Choose your date range.

Date Variable:

Data Date

2010-01

to

2020-12

S&P Global

Market Intelligence

[More About This Vendor »](#)

[Compustat - Capital IQ](#)

»

[Compustat](#)

»

[North America](#)

(hide)

» [Financial Ratios \(Firm and Industry Le...](#) **4**

» [Fundamentals Annual](#)

Select the time range

Web Search in WRDS - Compustat as an example

Choose TIC format

Step 2: Apply your company codes.

What format are your company codes?

☒ TIC ☐ GVKEY ☐ CUSIP ☐ SIC ☐ CIK ☐ NAICS ☐ GIC Sub-Industry

Select an option for entering your company codes:

☒ IBM AMZN ☐ Code List Name

Please enter company codes separated by a space.

Example: IBM MSET AAPL

[Code Lookup: S&P Compustat North America - monthly update (current + historical)]

☐ -----Select Saved Codes List-----

Choose from your saved code lists.

☐ Browse... Company Codes Upload File

Upload a plain text file (.txt), having one code per line.

☐ Search the entire database

This method allows you to search the entire database of records. Please be aware that this method can take a long time to run because it is dependent upon the size of the database.

Fill in the TIC codes of IBM and Amazon ;
You can use the "Code Lookup" function to
find company codes

Amazon

Starts With Is Exactly Contains

The **WRDS Attribute Search** helps you find attributes (such as company identifiers and names, incorporation information, and addresses) about entities (such as companies, indexes, and funds).

1. Start by entering a search term.
2. After the results are displayed, click on identifiers to add them to your list.
3. Last, choose whether to insert your selections into your web query or to download them as a text file.

If you need more help, take a moment to read the full step-by-step instructions to using this tool, including a complete list of identifiers available.

Your search returned 1 results.

Copy CSV Excel

CIK	CUSIP FULL	ENTITY NAME	FIRST DATE	GVKEY	LAST DATE	SIC	TICKER
0001018724	023135106	AMAZON.COM INC	1995	064768	2021	5961	AMZN

Showing 1 to 1 of 1 entries
No codes have been selected.

Web Search in WRDS - Compustat as an example

Screening Variables (Select at least one per line)

Several screening variables are pre-selected to produce one record per GVKEY-DATADATE pair, while keeping the vast majority of records. Examples of excluded rows include those with restated data, different views of the same data (pro forma, pre-FASB).

You can click on the choices to view additional help for each selection.

- | | |
|---------------------|---------------------------------------------------------------------------------------------------------------------------------------------------------------------------------------------------------------------------------------------|
| Consolidation Level | <ul style="list-style-type: none">• <input checked="" type="checkbox"/> C• <input type="checkbox"/> N• <input type="checkbox"/> R• <input type="checkbox"/> P• <input type="checkbox"/> D |
| Industry Format | <ul style="list-style-type: none">• <input checked="" type="checkbox"/> INDL• <input checked="" type="checkbox"/> FS |
| Data Format | <ul style="list-style-type: none">• <input checked="" type="checkbox"/> STD• <input type="checkbox"/> SUMM_STD• <input type="checkbox"/> PRE_AMENDS• <input type="checkbox"/> PRE_AMENDSS |
| Population Source | <ul style="list-style-type: none">• <input checked="" type="checkbox"/> D• <input type="checkbox"/> I |
| Quarter Type | <ul style="list-style-type: none">• <input checked="" type="checkbox"/> Fiscal View• <input checked="" type="checkbox"/> Calendar |
| Currency | <ul style="list-style-type: none">• <input checked="" type="checkbox"/> USD• <input checked="" type="checkbox"/> CAD |
| Company Status | <ul style="list-style-type: none">• <input checked="" type="checkbox"/> Active• <input checked="" type="checkbox"/> Inactive |

Select the screening variables, click on the choices to view terms identifies for each selection if need help

Web Search in WRDS - Compustat as an example

How does this work?

Q Search All 6/674 Identifying Information 27 Identifying Information, cont. 0/34 Com

Select ☒ All

Search All

<input type="radio"/> CUSIP (CUSIP)	?
<input type="radio"/> CIK Number (CIK)	?
<input type="radio"/> Stock Exchange Code (EXCHG)	?
<input type="radio"/> Fiscal Year-End (FYR)	?
<input type="radio"/> Foreign Incorporation Code (FIC)	?
<input type="radio"/> ADD1 -- Address Line 1 (ADD1)	?
<input type="radio"/> ADD2 -- Address Line 2 (ADD2)	?
<input type="radio"/> ADD3 -- Address Line 3 (ADD3)	?
<input type="radio"/> ADD4 -- Address Line 4 (ADD4)	?
<input type="radio"/> ADDZIP -- Postal Code (ADDZIP)	?

Selected ☐ Clear All (6)

<input checked="" type="checkbox"/>	Company Name (CONM)
<input checked="" type="checkbox"/>	Ticker Symbol (TIC)
<input checked="" type="checkbox"/>	ATQ -- Assets - Total (ATQ)
<input checked="" type="checkbox"/>	LTQ -- Liabilities - Total (LTQ)
<input checked="" type="checkbox"/>	TEQQ -- Stockholders Equity - Total (TEQQ)
<input checked="" type="checkbox"/>	NIQ -- Net Income (Loss) (NIQ)

Select the identifying information

CUSIP

Mnemonic Periodicity Format Units

CUSIP Scalar Code 9 digits

This item is a unique identifier for each company code: the first six digits identify the issuer, the issue, and the ninth digit is the check digit. (For further information, contact the CUSIP Service Bureau, 25 Broadway, New York, NY 10004)

The first alpha character identifies the issuer's country or region of origin.

An X in the last digit of the CUSIP Issuer Code indicates that an issue is inactive.

This is a constituent-level item.

Click on the question mark to see the exact meaning and information of the variable

Web Search in WRDS - Compustat as an example

Set filter criteria if needed
(optional)

How does this work?

The screenshot shows the 'Conditional Statement Builder' interface. At the top, there are two radio buttons for 'AND' and 'OR'. To the right are three buttons: 'Remove Conditional Statement Builder' (red), 'Add rule' (green), and 'Add group' (green). Below these is a large white input field with a dropdown arrow on the right. To the right of the input field is a red 'Delete' button. At the bottom, the 'Query Preview' section shows a message: '* Please complete your conditional statement to see the preview *'.

● AND ● OR

Remove Conditional Statement Builder Add rule Add group

----- ▼

Delete

Query Preview: * Please complete your conditional statement to see the preview *

Web Search in WRDS - Compustat as an example

Step 4: Select query output.

How does this work?

Select the desired format of the output file. For large data requests, select a compression type to expedite downloads. If you enter your email address, you will receive an email that contains a URL to the output file when the data request is finished processing.

Select the
output
format

Output Format

- ☐ comma-delimited text (*.csv)
- ☒ Excel spreadsheet (*.xlsx)
- ☐ tab-delimited text (*.txt)
- ☐ HTML table (*.htm)
- ☐ SAS Windows_64 dataset (*.sas7bdat)
- ☐ STATA file (*.dta)

Compression Type

- ☒ Uncompressed
- ☐ zip (*.zip)
- ☐ gzip (*.gz)

Date Format

- ☒ YYYY-MM-DD. (e.g. 1984-07-25)
- ☐ MM/DD/YYYY. (e.g. 07/25/1984)
- ☐ DD/MM/YYYY. (e.g. 25/07/1984)

E-Mail Address (Optional)

[Edit Preferences](#)

Custom Field (Optional)



Save This Query (Optional)



Notes on this Query (Optional)

Submit Form

Top

Click "Submit
Query"

Web Search in WRDS - Compustat as an example

Query 7021737, for comp_na_daily_all

Status:	Success Rerun	
Product:	comp_na_daily_all	
Results:	Result Size: 13 KiB	Result Count: 88 Rows
	<div>Output Files:<ul style="list-style-type: none">~/wrds_query_output/lvrzt8pw9wmvt3am.xlsx</div> <div>Results are also in your home directory at: ~/wrds_query_output/. See WRDS Cloud: Access Web Query Output for more details.</div>	
Timing:	Elapsed Time: 10 seconds	Submitted: 2023-04-24 00:05
	Work Begun: 2023-04-24 00:05	Work Finished: 2023-04-24 00:05
Input Parameters:	Toggle Input Parameters	

The queried
data result

Web Search in WRDS - Compustat as an example

	A	B	C	D	E	F	G	H	I	J	K	L	M	N	O	P	Q	R
	Global Company	Data Date	Fiscal Year	Fiscal Quarter	Industry Format	Level of Consolidation - Company	Population Source	Data Format	Ticker Symbol	Company Name	ISO Currency Code	Calendar Data Year and Quarter	Fiscal Data Year and Quarter	Assets - Total	Liabilities - Total	Net Income (Loss)	Stockholders Equity - Total	Active/Inactive status Marker
1	006066	2010/3/31	2010	1	INDL	C	D	STD	IBM	INTL BUSINESS MA USD		2010Q1	2010Q1	105208	83059	2601	22149	
2	006066	2010/6/30	2010	2	INDL	C	D	STD	IBM	INTL BUSINESS MA USD		2010Q2	2010Q2	103420	82244	3386	21176	
3	006066	2010/9/30	2010	3	INDL	C	D	STD	IBM	INTL BUSINESS MA USD		2010Q3	2010Q3	107174	84815	3589	22359	
4	006066	2010/12/31	2010	4	INDL	C	D	STD	IBM	INTL BUSINESS MA USD		2010Q4	2010Q4	113452	90280	5257	23172	
5	006066	2011/3/31	2011	1	INDL	C	D	STD	IBM	INTL BUSINESS MA USD		2011Q1	2011Q1	112960	90184	2863	22776	
6	006066	2011/6/30	2011	2	INDL	C	D	STD	IBM	INTL BUSINESS MA USD		2011Q2	2011Q2	113474	90264	3663	23210	
7	006066	2011/9/30	2011	3	INDL	C	D	STD	IBM	INTL BUSINESS MA USD		2011Q3	2011Q3	110158	87780	3839	22378	
8	006066	2011/12/31	2011	4	INDL	C	D	STD	IBM	INTL BUSINESS MA USD		2011Q4	2011Q4	116433	96197	5490	20236	
9	006066	2012/3/31	2012	1	INDL	C	D	STD	IBM	INTL BUSINESS MA USD		2012Q1	2012Q1	115346	94563	3066	20783	
10	006066	2012/6/30	2012	2	INDL	C	D	STD	IBM	INTL BUSINESS MA USD		2012Q2	2012Q2	113832	93269	3882	20563	
11	006066	2012/9/30	2012	3	INDL	C	D	STD	IBM	INTL BUSINESS MA USD		2012Q3	2012Q3	115778	94112	3823	21666	
12	006066	2012/12/31	2012	4	INDL	C	D	STD	IBM	INTL BUSINESS MA USD		2012Q4	2012Q4	119213	100229	5833	18984	
13	006066	2013/3/31	2013	1	INDL	C	D	STD	IBM	INTL BUSINESS MA USD		2013Q1	2013Q1	117258	98044	3032	19214	
14	006066	2013/6/30	2013	2	INDL	C	D	STD	IBM	INTL BUSINESS MA USD		2013Q2	2013Q2	115153	97270	3226	17883	
15	006066	2013/9/30	2013	3	INDL	C	D	STD	IBM	INTL BUSINESS MA USD		2013Q3	2013Q3	117845	97837	4041	20008	
16	006066	2013/12/31	2013	4	INDL	C	D	STD	IBM	INTL BUSINESS MA USD		2013Q4	2013Q4	126223	103294	6184	22929	
17	006066	2014/3/31	2014	1	INDL	C	D	STD	IBM	INTL BUSINESS MA USD		2014Q1	2014Q1	122646	105906	2384	16740	
18	006066	2014/6/30	2014	2	INDL	C	D	STD	IBM	INTL BUSINESS MA USD		2014Q2	2014Q2	124314	106801	4137	17513	
19	006066	2014/9/30	2014	3	INDL	C	D	STD	IBM	INTL BUSINESS MA USD		2014Q3	2014Q3	118911	104516	18	14395	
20	006066	2014/12/31	2014	4	INDL	C	D	STD	IBM	INTL BUSINESS MA USD		2014Q4	2014Q4	117532	105518	5483	12014	
21	006066	2015/3/31	2015	1	INDL	C	D	STD	IBM	INTL BUSINESS MA USD		2015Q1	2015Q1	112037	99748	2328	12289	
22	006066	2015/6/30	2015	2	INDL	C	D	STD	IBM	INTL BUSINESS MA USD		2015Q2	2015Q2	112729	98892	3449	13837	
23	006066	2015/9/30	2015	3	INDL	C	D	STD	IBM	INTL BUSINESS MA USD		2015Q3	2015Q3	108648	95198	2950	13450	
24	006066	2015/12/31	2015	4	INDL	C	D	STD	IBM	INTL BUSINESS MA USD		2015Q4	2015Q4	110495	96071	4463	14424	
25	006066	2016/3/31	2016	1	INDL	C	D	STD	IBM	INTL BUSINESS MA USD		2016Q1	2016Q1	118856	103784	2014	15072	
26	006066	2016/6/30	2016	2	INDL	C	D	STD	IBM	INTL BUSINESS MA USD		2016Q2	2016Q2	118056	102167	2504	15889	
27	006066	2016/9/30	2016	3	INDL	C	D	STD	IBM	INTL BUSINESS MA USD		2016Q3	2016Q3	115606	98447	2853	17159	
28	006066	2016/12/31	2016	4	INDL	C	D	STD	IBM	INTL BUSINESS MA USD		2016Q4	2016Q4	117470	99078	4501	18392	
29	006066	2017/3/31	2017	1	INDL	C	D	STD	IBM	INTL BUSINESS MA USD		2017Q1	2017Q1	117495	99047	1750	18448	
30	006066	2017/6/30	2017	2	INDL	C	D	STD	IBM	INTL BUSINESS MA USD		2017Q2	2017Q2	120495	101951	2332	18544	
31	006066	2017/9/30	2017	3	INDL	C	D	STD	IBM	INTL BUSINESS MA USD		2017Q3	2017Q3	121636	101879	2725	19757	
32	006066	2017/12/31	2017	4	INDL	C	D	STD	IBM	INTL BUSINESS MA USD		2017Q4	2017Q4	125356	107631	-1054	17725	
33	006066	2018/3/31	2018	1	INDL	C	D	STD	IBM	INTL BUSINESS MA USD		2018Q1	2018Q1	125285	106995	1679	18290	
34	006066	2018/6/30	2018	2	INDL	C	D	STD	IBM	INTL BUSINESS MA USD		2018Q2	2018Q2	121622	102974	2404	18648	
35	006066	2018/9/30	2018	3	INDL	C	D	STD	IBM	INTL BUSINESS MA USD		2018Q3	2018Q3	121990	102072	2694	19918	
36	006066	2018/12/31	2018	4	INDL	C	D	STD	IBM	INTL BUSINESS MA USD		2018Q4	2018Q4	123382	106453	1951	16929	
37	006066	2019/3/31	2019	1	INDL	C	D	STD	IBM	INTL BUSINESS MA USD		2019Q1	2019Q1	130926	114320	1591	16606	
38	006066	2019/6/30	2019	2	INDL	C	D	STD	IBM	INTL BUSINESS MA USD		2019Q2	2019Q2	154652	136876	2498	17776	
39	006066	2019/9/30	2019	3	INDL	C	D	STD	IBM	INTL BUSINESS MA USD		2019Q3	2019Q3	149620	131524	1672	18096	
40	006066	2019/12/31	2019	4	INDL	C	D	STD	IBM	INTL BUSINESS MA USD		2019Q4	2019Q4	152186	131201	3670	20985	

Compustat
Data Formats

3, How to search financial data

- CSMAR Database is the comprehensive database for Chinese business research, covering data on the Chinese stock market; financial statements and China Corporate Governance of Chinese Listed Firms.

The screenshot shows the CSMAR website interface. The top navigation bar includes 'Home', 'Get Data', and 'Support'. A red box highlights the 'Get Data' link with the text 'View all the subscribed Datasets'. The main banner features the text '110000+ Papers Using CSMAR' and statistics: 'CUSTOMERS: 1000+', 'DATABASES: 150+', and 'USERS: 400000+'. A red box highlights the search bar with the text 'Search box'. Below the search bar, there are three main service icons: 'Cross-table Query', 'Data Query', and 'Data API'. A red box highlights the 'User Guide' icon in the bottom right corner with the text 'User support'. The 'Cross-table Query' section describes the free selection of 4000+ variables from 200+ tables and 55+ databases, and includes a 'Click to enter' link. The 'What is New' section lists recent updates, including 'Firm's Digital Transformation', 'Leading Stock', and 'D&O Insurance'.

CSMAR

Home Get Data Support

View all the subscribed Datasets

110000+ Papers Using CSMAR

CUSTOMERS: 1000+ DATABASES: 150+ USERS: 400000+

Please enter keywords

Search box

Cross-table Query

Data Query

Data API

User support

User Guide

Free selection of 4000+variables from 200+ tables and 55+databases can be achieved by CSMAR [Cross table Query]. Users can quickly sort out the variables by searching keywords and easily locate the table source, which saves a lot of time in matching multiple tables, improves the efficiency of research and brings great convenience to researchers.

Click to enter >

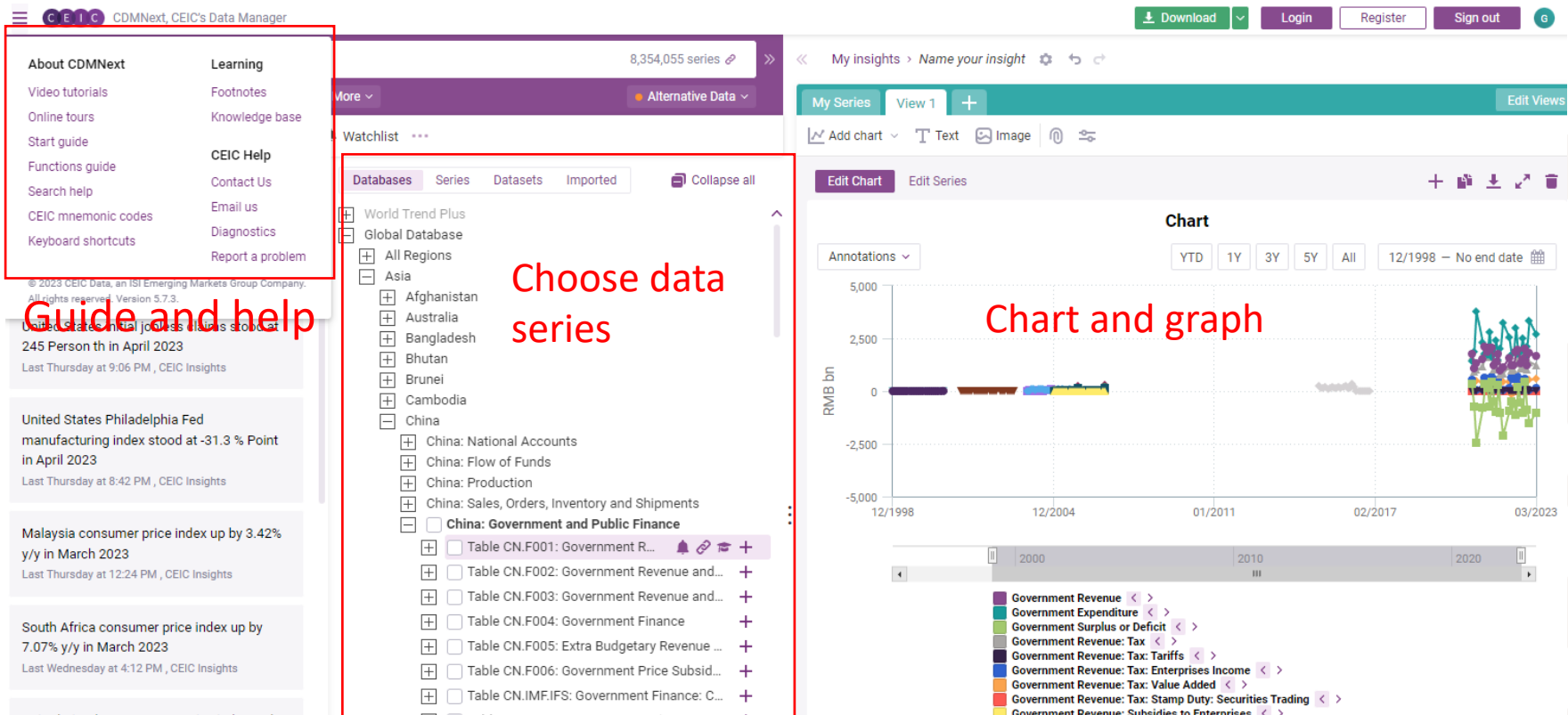
What is New

more >

31	2023-03	[New Database] Firm's Digital Transformation	27	2023-02	[New Database] Leading Stock
27	2022-12	[New Database] D&O Insurance	09	2022-11	[New Database] Population Aging

3, How to search financial data

- CEIC Data covers Macro-economic, industrial and financial time-series data.
- XJTLU Library has subscribed the China and Global package of CEIC.




Outline

- 1, How to browse a journal
- 2, How to research a company
- 3, How to search financial data
- **4, How to seek Library support**


4, How to seek Library support










XJTLU LIBRARY | Be SMART. Be SURE
Library Archive Museum Publisher

Search 

USING THE LIBRARY FINDING RESOURCES STUDY SUPPORT RESEARCH SUPPORT ABOUT ASK A LIBRARIAN


Discover Catalogue Search


Search for articles, books, journals & more 

Discover Catalogue Databases Repository E-Journals Past Exam P... LibGuides Room Booking


Learning & Research Service **Circulation & Space Service** **Help & Support** [More](#)

 [Online Learning @ LIVE](#)
[Subject Guides](#)
[Library Workshops](#)

 [Opening Hours](#)
[My Library Account](#)
[Floor Plan](#)

[Ask](#)

[About the Library](#) [Book Acquisition](#)
[Borrow, Renew, Return](#)
[Computers & IT Support](#) [Copyright & Fair Use](#)
[Electronic Resources](#) [Finding Things](#)



Askalibrarian@xjtlu.edu.cn



VISIT US

XJTLU Library Website



FOLLOW US

XJTLU Library WeChat